Edexcel (U.K.) Pre 2017

Questions By Topic

M1 Chap02 Kinematics

Compiled By: Dr Yu

Editors: Betül, Signal, Vivian

www.CasperYC.club

Last updated: February 10, 2026

CC BY NC ND

DrYuFromShanghai@QQ.com

Leave blank

2. A small ball is projected vertically upwards from ground level with speed u m s^{-1}. The ball takes 4 s to return to ground level.

(a) Draw, in the space below, a velocity-time graph to represent the motion of the ball during the first 4 s.

(2)

(b) The maximum height of the ball above the ground during the first 4 s is 19.6 m. Find the value of u.

(3)

Leave blank

1. In taking off, an aircraft moves on a straight runway AB of length 1.2 km. The aircraft moves from A with initial speed 2 m s^{-1}. It moves with constant acceleration and 20 s later it leaves the runway at C with speed 74 m s^{-1}. Find

(a) the acceleration of the aircraft,

(2)

(b) the distance BC.

(4)

Leave blank

1. A stone is thrown vertically upwards with speed 16 m s^{-1} from a point h metres above the ground. The stone hits the ground 4 s later. Find

(a) the value of h,

(3)

(b) the speed of the stone as it hits the ground.

(3)

Leave blank

1. **Figure 1**

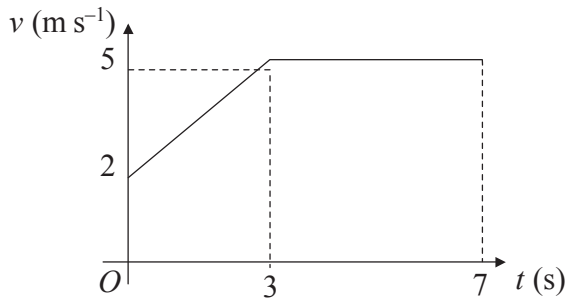

Figure 1 shows the speed-time graph of a cyclist moving on a straight road over a 7 s period. The sections of the graph from $t = 0$ to $t = 3$, and from $t = 3$ to $t = 7$, are straight lines. The section from $t = 3$ to $t = 7$ is parallel to the t-axis.

State what can be deduced about the motion of the cyclist from the fact that

(a) the graph from $t = 0$ to $t = 3$ is a straight line,

(1)

(b) the graph from $t = 3$ to $t = 7$ is parallel to the t-axis.

(1)

(c) Find the distance travelled by the cyclist during this 7 s period.

(4)

Leave blank

1. Three posts P, Q and R, are fixed in that order at the side of a straight horizontal road. The distance from P to Q is 45 m and the distance from Q to R is 120 m. A car is moving along the road with constant acceleration a m s^{-2}. The speed of the car, as it passes P, is u m s^{-1}. The car passes Q two seconds after passing P, and the car passes R four seconds after passing Q. Find

(i) the value of u,

(ii) the value of a.

(7)

Leave blank

2. At time $t = 0$, a particle is projected vertically upwards with speed u m s^{-1} from a point 10 m above the ground. At time T seconds, the particle hits the ground with speed 17.5 m s^{-1} . Find

(a) the value of u,

(3)

(b) the value of T.

(4)

Leave blank

1. At time $t = 0$ a ball is projected vertically upwards from a point O and rises to a maximum height of 40 m above O. The ball is modelled as a particle moving freely under gravity.

(a) Show that the speed of projection is 28 m s^{-1}.

(3)

(b) Find the times, in seconds, when the ball is 33.6 m above O.

(5)

Leave blank

2. An athlete runs along a straight road. She starts from rest and moves with constant acceleration for 5 seconds, reaching a speed of $8\,\text{m}\,\text{s}^{-1}$. This speed is then maintained for T seconds. She then decelerates at a constant rate until she stops. She has run a total of 500 m in 75 s.

(a) In the space below, sketch a speed-time graph to illustrate the motion of the athlete.

(3)

(b) Calculate the value of T.

(5)

Leave blank

2. A firework rocket starts from rest at ground level and moves vertically. In the first 3 s of its motion, the rocket rises 27 m. The rocket is modelled as a particle moving with constant acceleration a m s^{-2}. Find

(a) the value of a,

(2)

(b) the speed of the rocket 3 s after it has left the ground.

(2)

After 3 s, the rocket burns out. The motion of the rocket is now modelled as that of a particle moving freely under gravity.

(c) Find the height of the rocket above the ground 5 s after it has left the ground.

(4)

Leave blank

2. A ball is thrown vertically upwards with speed u m s^{-1} from a point P at height h metres above the ground. The ball hits the ground 0.75 s later. The speed of the ball immediately before it hits the ground is 6.45 m s^{-1}. The ball is modelled as a particle.

(a) Show that $u = 0.9$

(3)

(b) Find the height above P to which the ball rises before it starts to fall towards the ground again.

(2)

(c) Find the value of h.

(3)

Leave blank

3. **Figure 2**

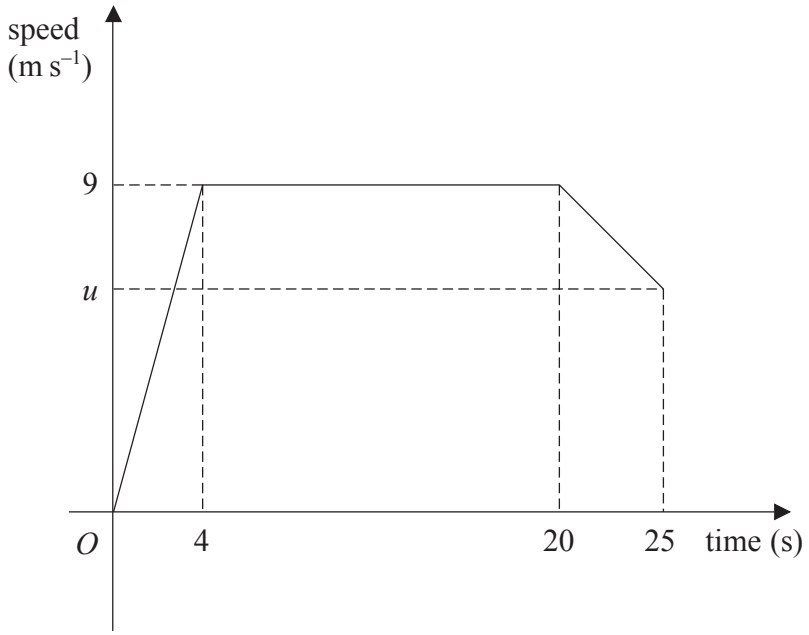

A sprinter runs a race of 200 m. Her total time for running the race is 25 s. Figure 2 is a sketch of the speed-time graph for the motion of the sprinter. She starts from rest and accelerates uniformly to a speed of 9 m s^{-1} in 4 s. The speed of 9 m s^{-1} is maintained for 16 s and she then decelerates uniformly to a speed of u m s^{-1} at the end of the race. Calculate

(a) the distance covered by the sprinter in the first 20 s of the race,

(2)

(b) the value of u,

(4)

(c) the deceleration of the sprinter in the last 5 s of the race.

(3)

Leave blank

4. A car is moving along a straight horizontal road. The speed of the car as it passes the point A is 25 m s^{-1} and the car maintains this speed for 30 s. The car then decelerates uniformly to a speed of 10 m s^{-1}. The speed of 10 m s^{-1} is then maintained until the car passes the point B. The time taken to travel from A to B is 90 s and AB = 1410 m.

(a) Sketch, in the space below, a speed-time graph to show the motion of the car from A to B.

(2)

(b) Calculate the deceleration of the car as it decelerates from 25 m s^{-1} to 10 m s^{-1}.

(7)

Leave blank

4. A lorry is moving along a straight horizontal road with constant acceleration. The lorry passes a point A with speed u m s^{-1}, ($u < 34$), and 10 seconds later passes a point B with speed 34 m s^{-1}. Given that $AB = 240$ m, find

(a) the value of u,

(3)

(b) the time taken for the lorry to move from A to the mid-point of AB.

(6)

Leave blank

6. A ball is projected vertically upwards with a speed of $14.7\ \text{m s}^{-1}$ from a point which is $49\ \text{m}$ above horizontal ground. Modelling the ball as a particle moving freely under gravity, find

(a) the greatest height, above the ground, reached by the ball,

(4)

(b) the speed with which the ball first strikes the ground,

(3)

(c) the total time from when the ball is projected to when it first strikes the ground.

(3)

Leave blank

5. A car accelerates uniformly from rest for 20 seconds. It moves at constant speed v m s^{-1} for the next 40 seconds and then decelerates uniformly for 10 seconds until it comes to rest.

(a) For the motion of the car, sketch

(i) a speed-time graph,

(ii) an acceleration-time graph.

(6)

Given that the total distance moved by the car is 880 m,

(b) find the value of v.

(4)

Leave blank

5. A ball is projected vertically upwards with speed 21 m s^{-1} from a point A, which is 1.5 m above the ground. After projection, the ball moves freely under gravity until it reaches the ground. Modelling the ball as a particle, find

(a) the greatest height above A reached by the ball,

(3)

(b) the speed of the ball as it reaches the ground,

(3)

(c) the time between the instant when the ball is projected from A and the instant when the ball reaches the ground.

(4)

Leave blank

3. A train moves along a straight track with constant acceleration. Three telegraph poles are set at equal intervals beside the track at points A, B and C, where $AB = 50$ m and $BC = 50$ m. The front of the train passes A with speed 22.5 m s^{-1}, and 2 s later it passes B. Find

(a) the acceleration of the train,

(3)

(b) the speed of the front of the train when it passes C,

(3)

(c) the time that elapses from the instant the front of the train passes B to the instant it passes C.

(4)

Leave blank

5. A train is travelling at 10 m s^{-1} on a straight horizontal track. The driver sees a red signal 135 m ahead and immediately applies the brakes. The train immediately decelerates with constant deceleration for 12 s, reducing its speed to 3 m s^{-1}. The driver then releases the brakes and allows the train to travel at a constant speed of 3 m s^{-1} for a further 15 s. He then applies the brakes again and the train slows down with constant deceleration, coming to rest as it reaches the signal.

(a) Sketch a speed-time graph to show the motion of the train,

(3)

(b) Find the distance travelled by the train from the moment when the brakes are first applied to the moment when its speed first reaches 3 m s^{-1}.

(2)

(c) Find the total time from the moment when the brakes are first applied to the moment when the train comes to rest.

(5)

Leave blank

4. A car is moving along a straight horizontal road. At time $t = 0$, the car passes a point A with speed 25 m s^{-1}. The car moves with constant speed 25 m s^{-1} until $t = 10$ s. The car then decelerates uniformly for 8 s. At time $t = 18$ s, the speed of the car is V m s^{-1} and this speed is maintained until the car reaches the point B at time $t = 30$ s.

(a) Sketch, in the space below, a speed–time graph to show the motion of the car from A to B.

(3)

Given that $AB = 526$ m, find

(b) the value of V,

(5)

(c) the deceleration of the car between $t = 10$ s and $t = 18$ s.

(3)

Leave blank

5. A stone is projected vertically upwards from a point A with speed $u\,\text{m s}^{-1}$. After projection the stone moves freely under gravity until it returns to A. The time between the instant that the stone is projected and the instant that it returns to A is $3\frac{4}{7}$ seconds.

Modelling the stone as a particle,

(a) show that $u = 17\frac{1}{2}$,

(3)

(b) find the greatest height above A reached by the stone,

(2)

(c) find the length of time for which the stone is at least $6\frac{3}{5}$ m above A.

(6)

Leave blank

3. A car moves along a horizontal straight road, passing two points A and B. At A the speed of the car is 15 m s^{-1}. When the driver passes A, he sees a warning sign W ahead of him, 120 m away. He immediately applies the brakes and the car decelerates with uniform deceleration, reaching W with speed 5 m s^{-1}. At W, the driver sees that the road is clear. He then immediately accelerates the car with uniform acceleration for 16 s to reach a speed of V m s^{-1} ($V > 15$). He then maintains the car at a constant speed of V m s^{-1}. Moving at this constant speed, the car passes B after a further 22 s.

(a) Sketch, in the space below, a speed-time graph to illustrate the motion of the car as it moves from A to B.

(3)

(b) Find the time taken for the car to move from A to B.

(3)

The distance from A to B is 1 km.

(c) Find the value of V.

(5)

Leave blank

5. A car is travelling along a straight horizontal road. The car takes 120 s to travel between two sets of traffic lights which are 2145 m apart. The car starts from rest at the first set of traffic lights and moves with constant acceleration for 30 s until its speed is 22 m s^{-1}. The car maintains this speed for T seconds. The car then moves with constant deceleration, coming to rest at the second set of traffic lights.

(a) Sketch, in the space below, a speed-time graph for the motion of the car between the two sets of traffic lights.

(2)

(b) Find the value of T.

(3)

A motorcycle leaves the first set of traffic lights 10 s after the car has left the first set of traffic lights. The motorcycle moves from rest with constant acceleration, a m s^{-2}, and passes the car at the point A which is 990 m from the first set of traffic lights. When the motorcycle passes the car, the car is moving with speed 22 m s^{-1}.

(c) Find the time it takes for the motorcycle to move from the first set of traffic lights to the point A.

(4)

(d) Find the value of a.

(2)

Leave blank

4. A girl runs a 400 m race in a time of 84 s. In a model of this race, it is assumed that, starting from rest, she moves with constant acceleration for 4 s, reaching a speed of 5 m s^{-1}. She maintains this speed for 60 s and then moves with constant deceleration for 20 s, crossing the finishing line with a speed of V m s^{-1}.

(a) Sketch, in the space below, a speed-time graph for the motion of the girl during the whole race.

(2)

(b) Find the distance run by the girl in the first 64 s of the race.

(3)

(c) Find the value of V.

(5)

(d) Find the deceleration of the girl in the final 20 s of her race.

(2)

Leave blank

5. A particle P is projected vertically upwards from a point A with speed u m s^{-1}. The point A is 17.5 m above horizontal ground. The particle P moves freely under gravity until it reaches the ground with speed 28 m s^{-1}.

(a) Show that $u = 21$

(3)

At time t seconds after projection, P is 19 m above A.

(b) Find the possible values of t.

(5)

The ground is soft and, after P reaches the ground, P sinks vertically downwards into the ground before coming to rest. The mass of P is 4 kg and the ground is assumed to exert a constant resistive force of magnitude 5000 N on P.

(c) Find the vertical distance that P sinks into the ground before coming to rest.

(4)

Leave blank

5. Two cars P and Q are moving in the same direction along the same straight horizontal road. Car P is moving with constant speed $25\ \text{m s}^{-1}$. At time $t = 0$, P overtakes Q which is moving with constant speed $20\ \text{m s}^{-1}$. From $t = T$ seconds, P decelerates uniformly, coming to rest at a point X which is $800\ \text{m}$ from the point where P overtook Q. From $t = 25\ \text{s}$, Q decelerates uniformly, coming to rest at the same point X at the same instant as P.

(a) Sketch, on the same axes, the speed-time graphs of the two cars for the period from $t = 0$ to the time when they both come to rest at the point X.

(4)

(b) Find the value of T.

(8)

Leave blank

4. A car is moving on a straight horizontal road. At time $t = 0$, the car is moving with speed 20 m s^{-1} and is at the point A. The car maintains the speed of 20 m s^{-1} for 25 s. The car then moves with constant deceleration 0.4 m s^{-2}, reducing its speed from 20 m s^{-1} to 8 m s^{-1}. The car then moves with constant speed 8 m s^{-1} for 60 s. The car then moves with constant acceleration until it is moving with speed 20 m s^{-1} at the point B.

(a) Sketch a speed-time graph to represent the motion of the car from A to B.

(3)

(b) Find the time for which the car is decelerating.

(2)

Given that the distance from A to B is 1960 m,

(c) find the time taken for the car to move from A to B.

(8)

Leave blank

6. A car moves along a straight horizontal road from a point A to a point B, where $AB = 885\,\text{m}$. The car accelerates from rest at A to a speed of $15\,\text{m s}^{-1}$ at a constant rate $a\,\text{m s}^{-2}$. The time for which the car accelerates is $\frac{1}{3}T$ seconds. The car maintains the speed of $15\,\text{m s}^{-1}$ for T seconds. The car then decelerates at a constant rate of $2.5\,\text{m s}^{-2}$ stopping at B.

(a) Find the time for which the car decelerates.

(2)

(b) Sketch a speed-time graph for the motion of the car.

(2)

(c) Find the value of T.

(4)

(d) Find the value of a.

(2)

(e) Sketch an acceleration-time graph for the motion of the car.

(3)

Leave blank

5.

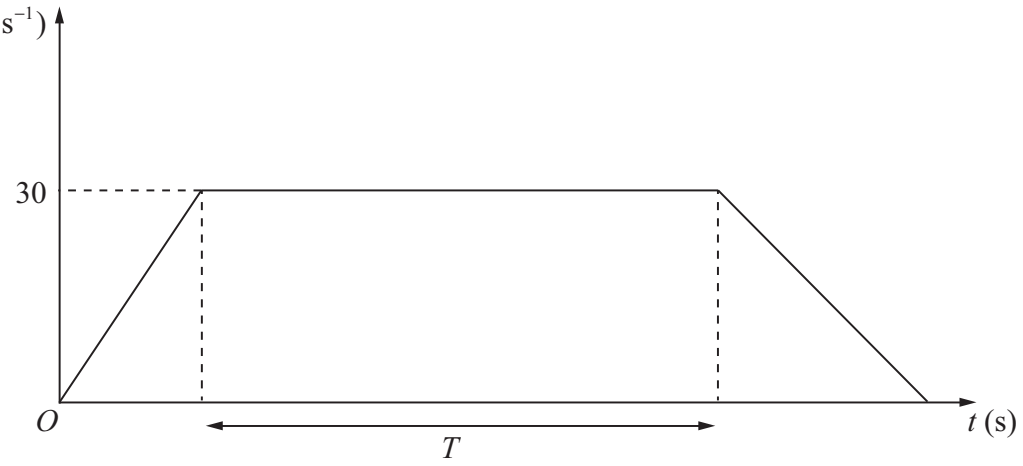

Figure 4

The velocity-time graph in Figure 4 represents the journey of a train P travelling along a straight horizontal track between two stations which are 1.5 km apart. The train P leaves the first station, accelerating uniformly from rest for 300 m until it reaches a speed of 30 m s^{-1}. The train then maintains this speed for T seconds before decelerating uniformly at 1.25 m s^{-2}, coming to rest at the next station.

(a) Find the acceleration of P during the first 300 m of its journey.

(2)

(b) Find the value of T.

(5)

A second train Q completes the same journey in the same total time. The train leaves the first station, accelerating uniformly from rest until it reaches a speed of V m s^{-1} and then immediately decelerates uniformly until it comes to rest at the next station.

(c) Sketch on the diagram above, a velocity-time graph which represents the journey of train Q.

(2)

(d) Find the value of V.

(6)